

POS Display Collection



Providing customised and diverse packaging & displays for all industries and markets.

Plain & Printed Custom Cartons

E-commerce Packaging & Mailers

POS & in-store Displays

Shelf Ready Packaging

Thermal Cartons - Chilltainers

Die Cut Packaging

Timber Pallets & Crates

Automation & On Demand Packaging Equipment

Diverse Print Solutions Digital, Litho & Flexo



Explore our full capabilities and expertise

www.abbe.com.au 03 9301 8800

The materials used to manufacture our packaging & displays is sourced from sustainable resources and is 100% recyclable.



Locally designed and produced at offshore pricing within 3 weeks.

- Streamlined process - Work directly with the team of experts in Displays & Packaging
- Locally manufactured - Cardboard, Printing and Conversion in-house at Abbe
- A wide range of pre-defined, retailer-friendly designs to suit your products
- No tooling costs = Costs savings for your Marketing Campaign
- We offer flexographic, lithographic, and digital printing



A family owned Australian business

2 & 3-tier shelf display stand



| No# | CODE | NAME | DIMENSION (WxDxH) | SHELF SIZE (Internal) | WEIGHT GUIDE* |
|-----|--------------|--------------------------------------|----------------------------------|--|--------------------------------------|
| 1 | T2D-5/CCF | 2 SHELF ANGLED DISPLAY | 400x410x1000mm | Top Shelf 390x400x280mm 2nd Shelf 390x340x280mm | Medium: Approx 5-6 kgs per shelf |
| 2 | T3D-5/CCF-A | 3 SHELF EASY ASSEMBLE MEDIUM DISPLAY | 410x285x1110mm + Header | 400x270x270mm + Shelf Opening | Medium: Approx 5 kgs per shelf |
| 3 | T3HD-1/CCF-B | 3 SHELF MEDIUM DISPLAY | 505x295x1185mm + 150mm Header | Top Shelf 475x280x280mm 2nd/3rd Shelf 475x280x295mm | Medium: Approx 8-10 kgs per shelf |

*Images are for visual reference only; some product images are excluded.

*Weight guide is indicative only and subject to specific product/s




4 & 5-tier shelf display stand



| No# | CODE | NAME | DIMENSION (WxDxH) | SHELF SIZE (Internal) | WEIGHT GUIDE* |
|-----|--------------|----------------------------------|-------------------|--|-----------------------------------|
| 1 | T4HD-1/CCF-A | 4 SHELF MEDIUM DISPLAY | 460x315x1350mm | 420x290x240mm | Medium: Approx 8-10 kgs per shelf |
| 2 | T4HD-1/CCF-B | 4 SHELF LARGE DISPLAY | 435x400x1500mm | 410x380x275mm | Medium: Approx 8-10 kgs per shelf |
| 3 | T4HD-1/CCF-F | 4 SHELF WIDE DISPLAY WITH HEADER | 570x370x1500mm | Top Shelf 545x350x220mm 2nd/3rd/4th Shelf 545x350x280mm | Medium: Approx 8-10 kgs per shelf |

*Images are for visual reference only; some product images are excluded.

*Weight guide is indicative only and subject to specific product/s



| No# | CODE | NAME | DIMENSION (WxDxH) | SHELF SIZE (Internal) | WEIGHT GUIDE* |
|-----|--------------|----------------------------|----------------------------------|--|--------------------------------------|
| 4 | T4HD-1/CCF-D | 4 SHELF SLIMLINE DISPLAY | 350x330x1260mm + 150mm Header | 1st & 2nd Shelf 320x300x230mm 3rd Shelf 320x300x220mm 4th Shelf 320x300x340mm | Medium: Approx 8-10 kgs per shelf |
| 5 | T4D-FLAT-B | 4 SHELF LARGE-WIDE DISPLAY | 685x375x1340mm | Top Shelf 655x355x370mm 2nd Shelf 655x355x260mm 3rd & 4th Shelf 655x355x355mm | Medium: Approx 8-10 kgs per shelf |
| 6 | T4HD-1/CCF-E | 4 SHELF SLIMLINE DISPLAY | 216x350x1250mm + 225mm Header | Top Shelf 210x210x205mm 2nd/3rd/4th Shelf 210x210x240mm | Light: Approx 2-3 kgs per shelf |
| 7 | T5HD-FLAT | 5 SHELF SLIMLINE DISPLAY | 260x300x1120mm + 150mm Header | Top Shelf 255x170x130mm 2nd/3rd/4th/5th Shelf 255x170x195mm | Low: Approx 3-4 kgs per shelf |

Dump bins

1. DBD-FLAT-A



2. DBD-FLAT-B



| No# | CODE | NAME | DIMENSION (WxDxH) | SHELF SIZE (Internal) | WEIGHT GUIDE* |
|-----|--------------|-------------------------------|------------------------------|-----------------------|-----------------------|
| 1 | DBD-FLAT-A | LARGE DUMP BIN | 513x513x803mm | 493x493x400mm | Heavy: Approx 8-10kgs |
| 2 | DBD-FLAT-B | MEDIUM DUMP BIN | 463x463x677mm | 443x443x320mm | Heavy: Approx 8-10kgs |
| 3 | DBHD-1/CCF-A | MEDIUM DUMP BIN & HEADER CARD | 463x463x677mm + 250mm Header | 443x443x320mm | Heavy: Approx 8-10kgs |



Discover and Design

1

Briefing

Your promotional display idea is born, timelines and specifications are coordinated.

2

Engineering

Our CAD designers will bring your ideas to life with their cardboard engineering skills.

3

Sampling

3D renders and physical prototypes are created for you to review and test with your product.

4

Concept approval

Once the prototype has been signed off, we engage the estimating team.

“A playground where solutions unfold”

Introducing



A studio of expert designers and graphic artists, crafting your new concepts and samples.

Sand Box is Abbe’s in-house end-to-end solutions studio, delivering a seamless concept, design and production journey. Whether you have your own artwork or you need expert and thoughtful visual design, Abbe has a solution for every project.

Production and Delivery

5

Pricing

A cost estimate is prepared and supplied to customer for review.

6

Artwork & approval

Whether you would like us to craft the artwork or supply your own, our team of graphic artists ensure the design meets all specification before production.

7

Production

Once die-lines and artwork are approved, the streamlined production of board manufacture, printing, die-cutting and assembly takes place.

8

Logistics & delivery

Abbe has a fleet of vehicles to ensure your job is delivered to your desired location in a timely and cost-effective manner.



The materials we use to manufacture our Corrugated Cardboard Displays & Packaging is sourced from sustainable resources and is 100% recyclable.



**A family
owned
Australian
business**

