

POS DISPLAYS COLLECTION

The Cost-Effective & Versatile Solution
for Your Brand & Products.

E: sales@abbe.com.au

T: 03 9301 8800

www.abbedisplay.com.au

www.abbe.com.au



AS EASY AS... ABBE CORRUGATED DISPLAYS

Gain a new perspective with ABBE's Retailer-Friendly POS Displays Collection, customised for your brand and products.



- ▶ Streamlined process - Work directly with the team of experts in Displays & Packaging
- ▶ Locally manufactured - Cardboard, Printing and Conversion in-house at ABBE
- ▶ A wide range of pre-defined, retailer-friendly designs to suit your products
- ▶ No tooling costs = Costs savings for your Marketing Campaign

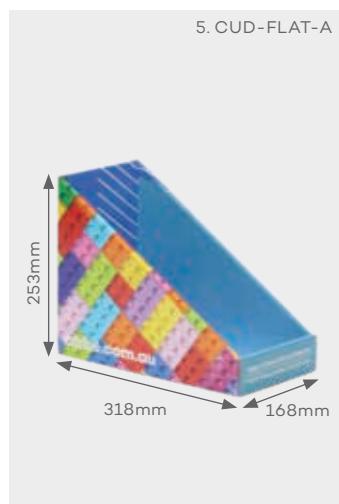




Locally designed
& produced at
offshore pricing,
within 3 weeks.



abbedisplays.com.au
abbe.com.au

Counter Displays



No#	CODE	NAME	DIMENSION (WxDxH)	SHELF SIZE (Internal)	WEIGHT GUIDE*
1	CUHF-1/CCF	2 TIER COUNTER DISPLAY	470x330x200mm + 150mm Header	450x140x95mm Each Step	Light
2	CUD-10/CCF	COUNTER TRAY	783x218x205mm	765x200x195mm	Medium
3	CUHD-FLAT	COUNTER DISPLAY - MAILER	226x219x105mm	213x213x101mm	Light
4	CUD-FLAT	SMALL COUNTER DISPLAY	232x255x266mm	214x243x263mm	Light
5	CUD-FLAT-A	SMALL DEEP COUNTER DISPLAY	168x318x253mm	150x300x250mm	Light
6	CUF-FLAT-A	LARGE COUNTER DISPLAY	318x318x253mm	300x300x250mm	Light
7	CUD-FLAT-B	COUNTER DISPLAY TRAY	369x139x142mm	365x125x140mm	Medium
8	CUF-FLAT-B	COUNTER DISPLAY SHIPPER	128x178x206mm	112x168x202mm	Light

2 & 3-tier Shelf Display Stand



No#	CODE	NAME	DIMENSION (WxDxH)	SHELF SIZE (Internal)	WEIGHT GUIDE*
1	T2D-5/CCF	2 SHELF ANGLED DISPLAY	400x410x1000mm	Top Shelf 390x400x280mm 2nd Shelf 390x340x280mm	Medium: Approx 5-6 kgs per shelf
2	T3D-5/CCF-A	3 SHELF EASY ASSEMBLE MEDIUM DISPLAY	410x285x1110mm + Header	400x270x270mm + Shelf Opening	Medium: Approx 5 kgs per shelf
3	T3HD-1/CCF-B	3 SHELF MEDIUM DISPLAY	505x295x1185mm + 150mm Header	Top Shelf 475x280x280mm 2nd/3rd Shelf 475x280x295mm	Medium: Approx 8-10 kgs per shelf
4	T3HD-1/CCF-C	3 SHELF SLIMLINE DISPLAY	340x300x1400mm	334x86x180mm	Light: Approx 2-3 kgs per shelf

*Images are for visual reference only; some product images are excluded.

*Weight guide is indicative only and subject to specific product/s


4 & 5-tier Shelf Display Stand



No#	CODE	NAME	DIMENSION (WxDxH)	SHELF SIZE (Internal)	WEIGHT GUIDE*
1	T4HD-1/CCF-A	4 SHELF MEDIUM DISPLAY	460x315x1350mm	420x290x240mm	Medium: Approx 8-10 kgs per shelf
2	T4HD-1/CCF-B	4 SHELF LARGE DISPLAY	435x400x1500mm	410x380x275mm	Medium: Approx 8-10 kgs per shelf
3	T4HD-1/CCF-C	4 SHELF SMALL DISPLAY	295x280x1370mm	270x260x190mm	Medium: Approx 10-12 kgs per shelf
4	T4HD-2/CCF	4 SHELF LARGE EASY ASSEMBLE DISPLAY	395x305x1355mm	382x290x325mm	Low: Approx 5 kgs per shelf
5	T4D-FLAT-A	4 SHELF MEDIUM EASY ASSEMBLE DISPLAY	330x270x1283mm	320x255x255mm	Low: Approx 5 kgs per shelf

*Images are for visual reference only; some product images are excluded.

*Weight guide is indicative only and subject to specific product/s



No#	CODE	NAME	DIMENSION (WxDxH)	SHELF SIZE (Internal)	WEIGHT GUIDE*
6	T4HD-1/CCF-D	4 SHELF SLIMLINE DISPLAY	350x330x1260mm + 150mm Header	1st & 2nd Shelf 320x300x230mm 3rd Shelf 320x300x220mm 4th Shelf 320x300x340mm	Medium: Approx 8-10 kgs per shelf
7	T4D-FLAT-B	4 SHELF LARGE-WIDE DISPLAY	685x375x1340mm	Top Shelf 655x355x370mm 2nd Shelf 655x355x260mm 3rd & 4th Shelf 655x355x355mm	Medium: Approx 8-10 kgs per shelf
8	T4HD-1/CCF-E	4 SHELF SLIMLINE DISPLAY	216x350x1250mm + 225mm Header	Top Shelf 210x210x205mm 2nd/3rd/4th Shelf 210x210x240mm	Light: Approx 2-3 kgs per shelf
9	T4HD-1/CCF-F	4 SHELF WIDE DISPLAY	570x370x1300mm + 200mm Header	Top Shelf 545x350x220mm 2nd/3rd/4th Shelf 545x350x280mm	Medium: Approx 8-10 kgs per shelf
10	T5HD-FLAT	5 SHELF SLIMLINE DISPLAY	260x300x1120mm + 150mm Header	Top Shelf 255x170x130mm 2nd/3rd/4th/5th Shelf 255x170x195mm	Low: Approx 3-4 kgs per shelf

Dump Bins

1. DBD-FLAT-A



2. DBD-FLAT-B





Optional 250mm Header Card Available

4. DBAHD-FLAT



No#	CODE	NAME	DIMENSION (WxDxH)	SHELF SIZE (Internal)	WEIGHT GUIDE*
1	DBD-FLAT-A	LARGE DUMP BIN	513x513x803mm	493x493x400mm	Heavy: Approx 8-10kgs
2	DBD-FLAT-B	MEDIUM DUMP BIN	463x463x677mm	443x443x320mm	Heavy: Approx 8-10kgs
3	DBHD-1/CCF-A	MEDIUM DUMP BIN & HEADER CARD	463x463x677mm + 250mm Header	443x443x320mm	Heavy: Approx 8-10kgs
4	DBAHD-FLAT	ANGLED DUMP BIN	805x595x855mm + 250mm Header	775x560x80mm	Heavy: Approx 10-15kgs

Hangsells



No#	CODE	NAME	DIMENSION (WxDxH)	SHELF SIZE (Internal)	WEIGHT GUIDE*
1	HS6D-FLAT-A	6 SHELF HANGSELL DISPLAY	99x75x1200mm	95x70x160mm	Light
2	HS6D-FLAT-B	6 SHELF DEEP HANGSELL DISPLAY	102x80x1200mm	98x85x146mm	Light

Locally manufactured cardboard and printed digitally in-house via ABBE's Digital Printer - Impression.

*Images are for visual reference only; some product images are excluded.

*Weight guide is indicative only and subject to specific product/s



Discover and Design

1

Briefing

Your promotional display idea is born, timelines and specifications are coordinated.

2

Engineering

Our CAD designers will bring your ideas to life with their cardboard engineering skills.

3

Sampling

3D renders and physical prototypes are created for you to review and test with your product.

4

Concept approval

Once the prototype has been signed off, we engage the estimating team.



"A playground where solutions unfold"

Introducing

SAND

BOX

A studio of expert designers and graphic artists, crafting your new concepts and samples.

Sand Box is ABBE's in-house end-to-end solutions studio, delivering a seamless concept, design and production journey. Whether you have your own artwork or you need expert and thoughtful visual design, ABBE has a solution for every project.

Production and Delivery

5

Pricing

A cost estimate is prepared and supplied to customer for review.

6

Artwork & approval

Whether you would like us to craft the artwork or supply your own, our team of graphic artists ensure the design meets all specification before production.

7

Production


Once die-lines and artwork are approved, the streamlined production of board manufacture, printing, die-cutting and assembly takes place.

8

Logistics & delivery

ABBE has a fleet of vehicles to ensure your job is delivered to your desired location in a timely and cost-effective manner.

Providing customised and diverse packaging & displays for all industries and markets.



- ▶ Plain & Printed Custom Cartons
- ▶ E-commerce Packaging & Mailers
- ▶ POS & In-store Displays
- ▶ Shelf Ready Packaging
- ▶ Thermal Cartons – Chilltainers
- ▶ Die Cut Packaging
- ▶ Timber Pallets & Crates
- ▶ Automation & On Demand Packaging Equipment
- ▶ Diverse Print Solutions Digital, Lithographic & Flexographic




Explore our full capabilities and expertise

www.abbe.com.au

03 9301 8800

The materials used to manufacture our packaging & displays is sourced from sustainable resources and is 100% recyclable.



The materials we use to manufacture our Corrugated Cardboard Displays & Packaging is sourced from sustainable resources and is 100% recyclable.

AS EASY AS... ABBE CORRUGATED DISPLAYS

The locally manufactured, versatile and cost-effective POS Displays range by ABBE, without any compromise in quality, print finish and structural design integrity.

Visit **abbedisplays.com.au** or call **03 9301 8800** for more information on Corrugated Cardboard Packaging & POS Displays.



ABBE CORRUGATED PTY
CORRUGATED CARDBOARD PACKAGING

VIC 03 9301 8800 www.abbe.com.au
sales@abbe.com.au